

Assembly Instructions for GearGrid's  
Windsor Outdoor Hose Drying Rack  
Part #434032  
"Visit us at: [www.geargrid.com](http://www.geargrid.com)"

*Tools required: 1/2" wrench or Socket; Rubber Mallet*

1. Carefully unpack all Windsor components from shipping container. There should be 16 equally sized shelves, however please note that the four end shelves have 1.25" round frame tubing on **two** sides while the interior shelves have round tubing on only one side. There should also be nine support frames that have welded pads on the bottom.



2. Locate nine support frames and arrange in order from tallest to shortest. The next tallest frame will be located approximately 5' 6" on center. Locate the next six frames approximately 6' on center with the final end frame again at 5' 6".



3. Once all frames are properly spaced (but not bolted down), locate two end shelves with 1.25" tube on two sides. Place and install round plastic plugs prior to shelf installation. These must be left and a right end shelves. To install shelf, set one end on top of standards and line up holes in tube with holes in shelf as shown.



4. Secure shelves using 3/8" hex screws using washers on both sides and finally using a 3/8" hex nut.




5. This image depicts a side view of shelf installation



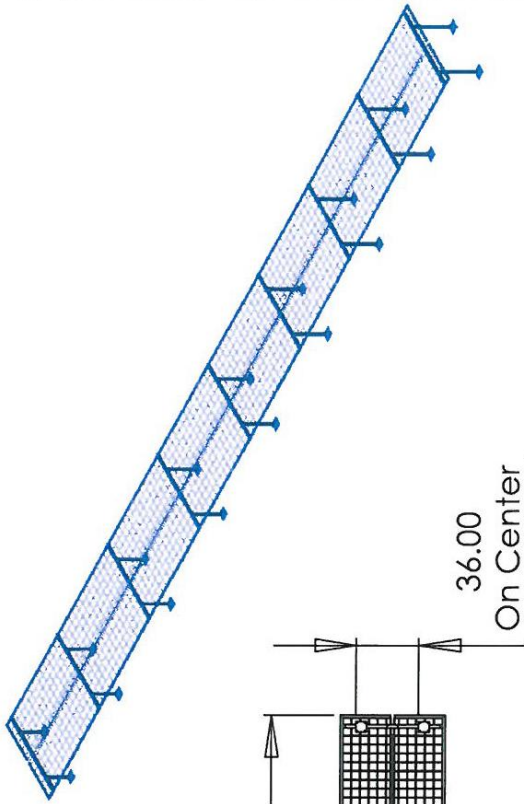
6. Continue on with shelf installation until all shelves are installed. Locate and insert 4 square plastic caps on end of rack. Tighten all hardware.

7. If securing base assemblies to hard surface, this should be done at this point

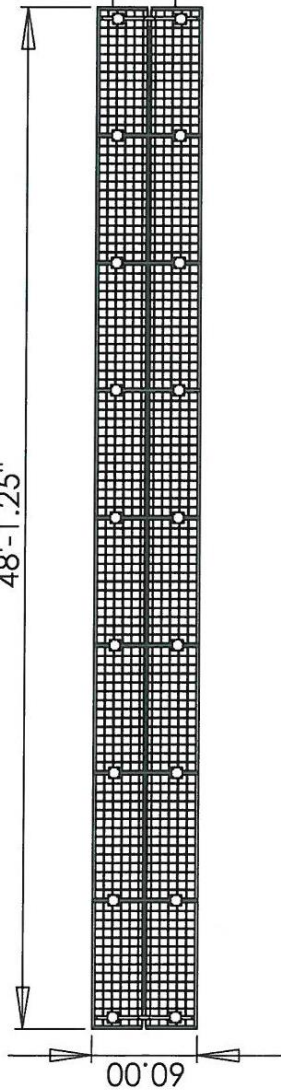


$\overline{|\langle 66 \rangle| \langle 72 \rangle| \langle 72 \rangle| \langle 72 \rangle| \langle 72 \rangle| \langle 72 \rangle| \langle 72 \rangle| \langle 66 \rangle|}$   
 0" 66" 138" 210" 282" 354" 426" 498" 564"

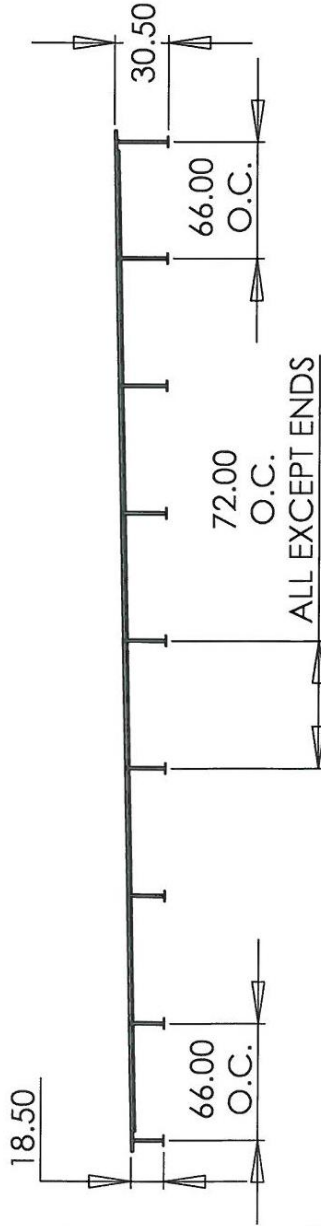
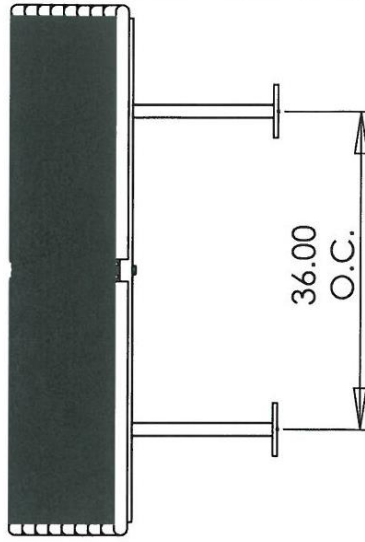
Legs 30.5"H and 36"OC apart




48'-1.25"



36.00  
On Center



ALL EXCEPT ENDS

	UNLESS OTHERWISE SPECIFIED: DIMENSIONS ARE IN INCHES TOLERANCES: FRACTIONAL ± ANGULAR: MACH ± TWO PLACE DECIMAL ± THREE PLACE DECIMAL ±	NAME D. BOYER	DATE 1/15/2014
	FINISH MATERIAL	TITLE: Windsor Hose Dry System	
COMMENTS: PROPRIETARY AND CONFIDENTIAL THE INFORMATION CONTAINED IN THIS DRAWING IS THE SOLE PROPERTY OF THE GEAR GRID CORPORATION ANY REPRODUCTION IN PART OR AS A WHOLE WITHOUT THE WRITTEN PERMISSION OF THE GEAR GRID CORPORATION IS PROHIBITED.	DO NOT SCALE DRAWING	SCALE: 1:20	WEIGHT:
SIZE A	PART NO. 434032	REV	SHEET 1 OF 1